

Teaching Evaluations

Takaaki Sagawa

Department of Economics, Northwestern University

Summary of Teaching Evaluations

I have served as a teaching assistant for the following undergraduate courses in the Department of Economics at Northwestern University. The table below summarizes mean student ratings across the four standard teaching-assistant evaluation criteria. Complete evaluation reports for each course are attached.

Term	Course	<i>N</i>	Mean rating (1–6 scale)			
			Questions	Preparation	Clarity	Interest
Fall 2024	ECON 360-1 Corporate Finance	17	5.59	5.59	5.65	5.47
Winter 2025	ECON 311 Macroeconomics	58	5.83	5.83	5.86	5.83
Spring 2025	ECON 360-2 Investments	11	5.64	5.73	5.73	5.64
Fall 2025	ECON 360-1 Corporate Finance	18	5.61	5.67	5.72	5.61
Winter 2026	ECON 362 International Finance	28	5.57	5.64	5.54	5.56
<i>Average</i>			5.65	5.69	5.70	5.62

Criteria: Questions = answered students' questions adequately; Preparation = was well prepared for each session; Clarity = communicated ideas in a clear manner; Interest = showed strong interest in teaching the course. Ratings are on a 1–6 scale (6 = Very High). *N* is the number of respondents to the teaching-assistant items.

Selected Comments

- “Takaaki was excellent at walking us through each discussion problem and providing various methods to solve them. His notes were very detailed and came in handy if you couldn’t make it to discussion.”
(Corporate Finance, Fall 2024)
- “Best TA I have ever had. Communicates the course concepts in a very understandable manner and is super nice.”
(Macroeconomics, Winter 2025)
- “Very patient, would thoroughly answer every question during discussion, even when the question might be seen as kind of silly.”
(Macroeconomics, Winter 2025)
- “Honestly the best TA I have ever had. He is extremely good at explaining things and is always open to answering questions.”
(Macroeconomics, Winter 2025)
- “I really enjoyed his discussion sections. He really got to the point and did not spend unnecessary time covering things that were not relevant. His explanations of Python were really clear and concise.”
(Investments, Spring 2025)
- “Was very prepared for every session, and was a very clear and engaging lecturer. Very impressive TA sections.”
(Corporate Finance, Fall 2025)
- “One of the best econ TAs I’ve ever had. Really clear explanations and wants best for the students.”
(International Finance, Winter 2026)

Individual Report for ECON_360-1_20: Corporate Finance (Takaaki Sagawa)

Project Title: **Course and Teacher Evaluations CTEC Fall 2024**

Courses Audience: **38**

Responses Received: **29**

Response Ratio: **76.3%**

Report Comments

Course and Teacher Evaluations are intended solely for the use of faculty, staff and students of Northwestern University. Any reproduction, republication or redistribution of this site's content is prohibited without the express permission of Northwestern University.

For more information about CTEC Guidelines, please visit our website: <https://www.northwestern.edu/ctec/guidelines>

Creation Date: **Monday, December 30, 2024**

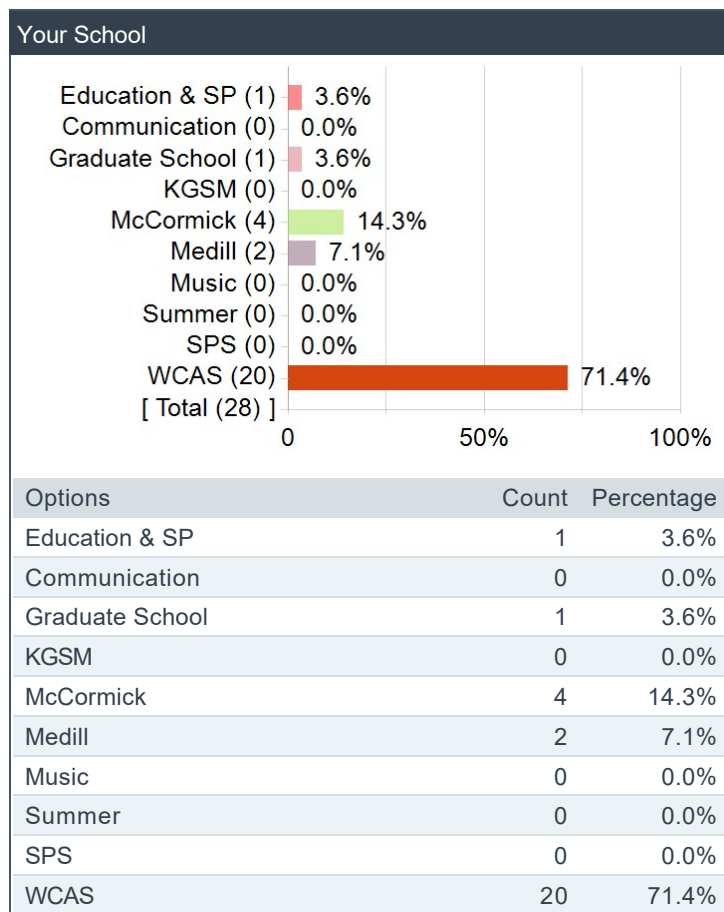
Northwestern University

Course Evaluations

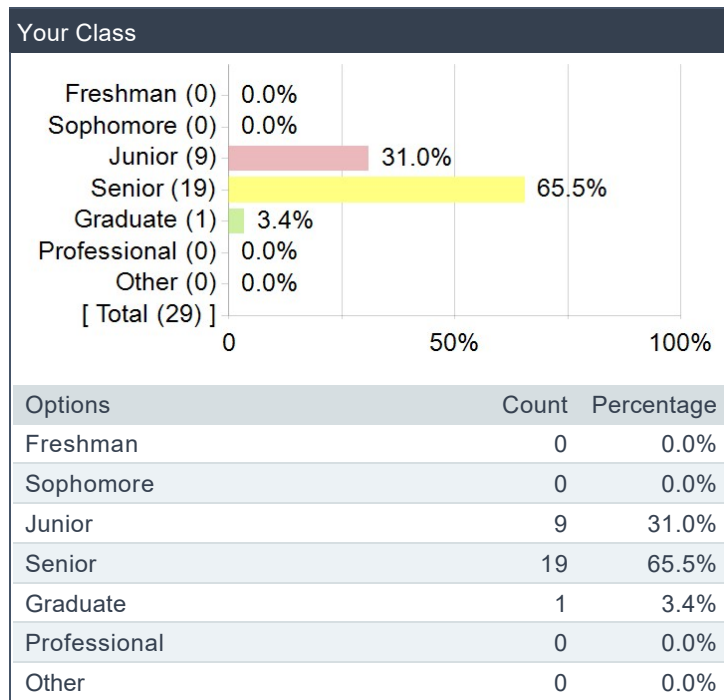
Teaching Assistant	Course
Takaaki Sagawa	ECON_360-1_20: Corporate Finance

DEMOGRAPHICS

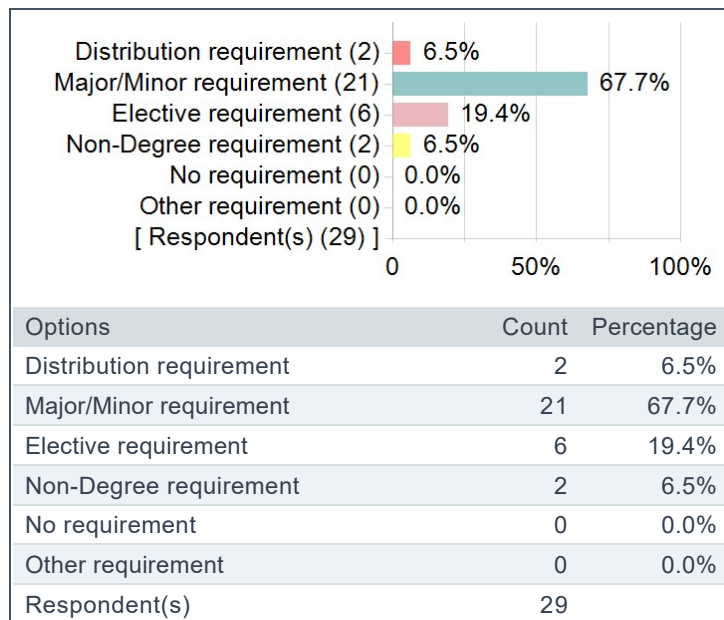
Your School



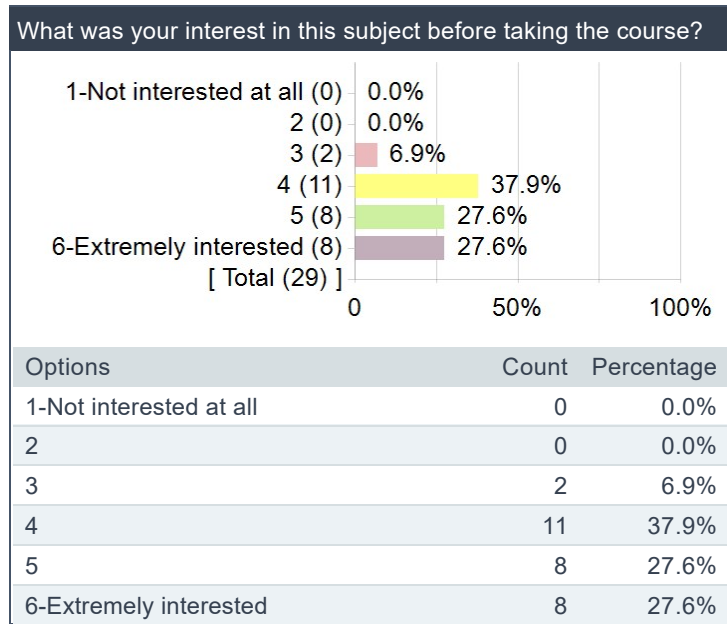
Your Class



What is your reason for taking the course? (mark all that apply)

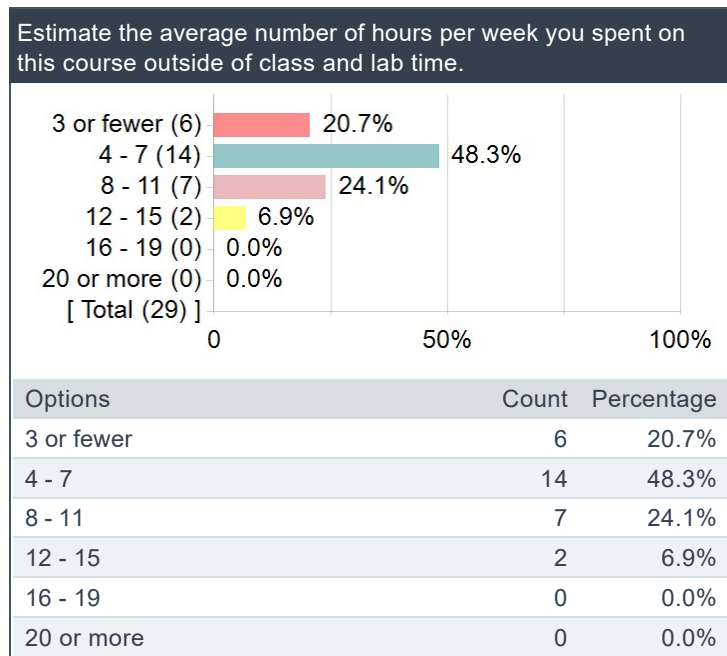


What was your interest in this subject before taking the course?



TIME-SURVEY QUESTION

Estimate the average number of hours per week you spent on this course outside of class and lab time.



TA QUESTIONS

Please rate the TA on the following criteria:

1. The TA was able to answer the students' questions adequately.					2. The TA was well prepared for each session.				
Options	Score	Count	Percentage		Options	Score	Count	Percentage	
1-Very Low	1	0	0.0%		1-Very Low	1	1	5.9%	
2	2	1	5.9%		2	2	0	0.0%	
3	3	0	0.0%		3	3	0	0.0%	
4	4	0	0.0%		4	4	0	0.0%	
5	5	3	17.6%		5	5	2	11.8%	
6-Very High	6	13	76.5%		6-Very High	6	14	82.4%	
Statistics	Value				Statistics	Value			
Response Count	17				Response Count	17			
Mean	5.59				Mean	5.59			
Median	6.00				Median	6.00			
Standard Deviation	1.00				Standard Deviation	1.23			
3. The TA communicated ideas in a clear manner.					4. The TA showed strong interest in teaching the course.				
Options	Score	Count	Percentage		Options	Score	Count	Percentage	
1-Very Low	1	0	0.0%		1-Very Low	1	0	0.0%	
2	2	1	5.9%		2	2	1	5.9%	
3	3	0	0.0%		3	3	0	0.0%	
4	4	0	0.0%		4	4	0	0.0%	
5	5	2	11.8%		5	5	5	29.4%	
6-Very High	6	14	82.4%		6-Very High	6	11	64.7%	
Statistics	Value				Statistics	Value			
Response Count	17				Response Count	17			
Mean	5.65				Mean	5.47			
Median	6.00				Median	6.00			
Standard Deviation	1.00				Standard Deviation	1.01			

OPEN-ENDED QUESTIONS

What are the primary strengths and weaknesses of the teaching assistant?

Comments
Takaaki felt very approachable and was super helpful to us. He answered questions very well and I thought he did a great job of grading problem sets super fast as well.
Literally the best TA I have ever had and probably the best I probably will ever have. No other comments
Did a great job walking through the discussion sections and answering questions.
Takaaki was excellent at walking us through each discussion problem and providing various methods to solve them. His notes were very detailed and came in handy if you couldn't make it to discussion.

Project Title: **Course and Teacher Evaluations CTEC Winter 2025**

Courses Audience: **127**

Responses Received: **111**

Response Ratio: **87.4%**

Report Comments

Course and Teacher Evaluations are intended solely for the use of faculty, staff and students of Northwestern University. Any reproduction, republication or redistribution of this site's content is prohibited without the express permission of Northwestern University.

For more information about CTEC Guidelines, please visit our website: <https://www.northwestern.edu/ctec/guidelines>

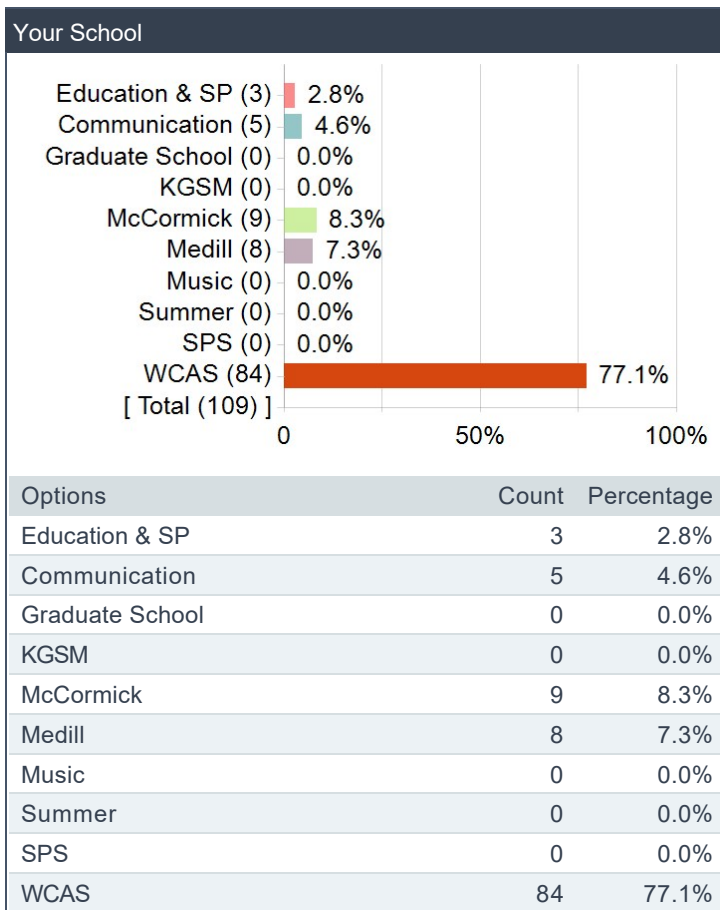
Northwestern University

Course Evaluations

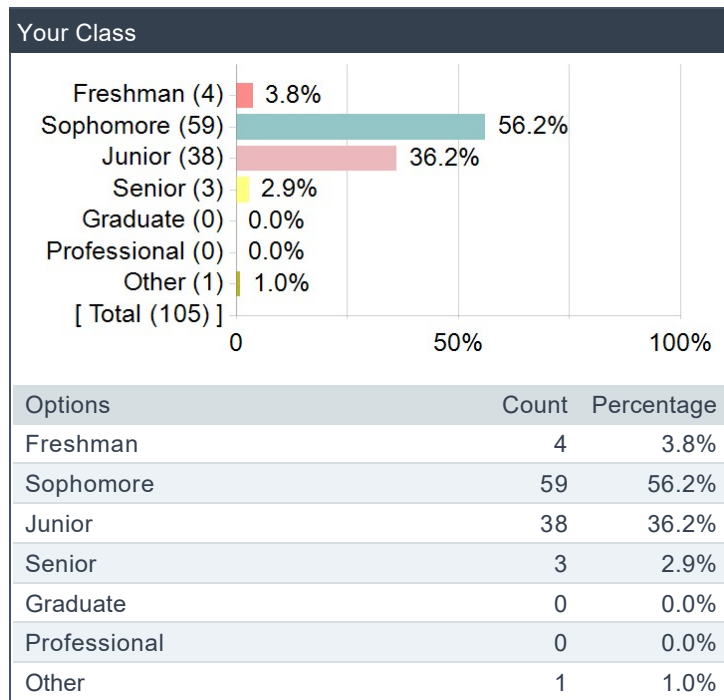
Teaching Assistant	Course
Takaaki Sagawa	ECON_311-0_20: Macroeconomics

DEMOGRAPHICS

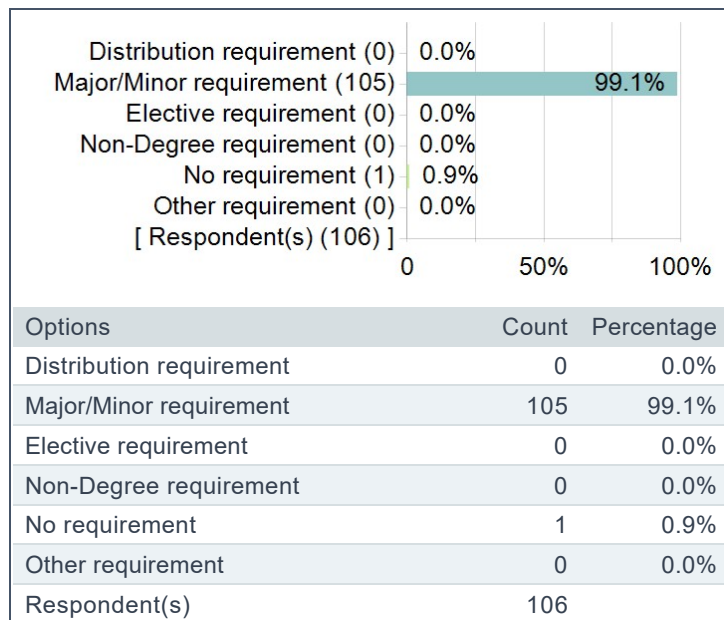
Your School



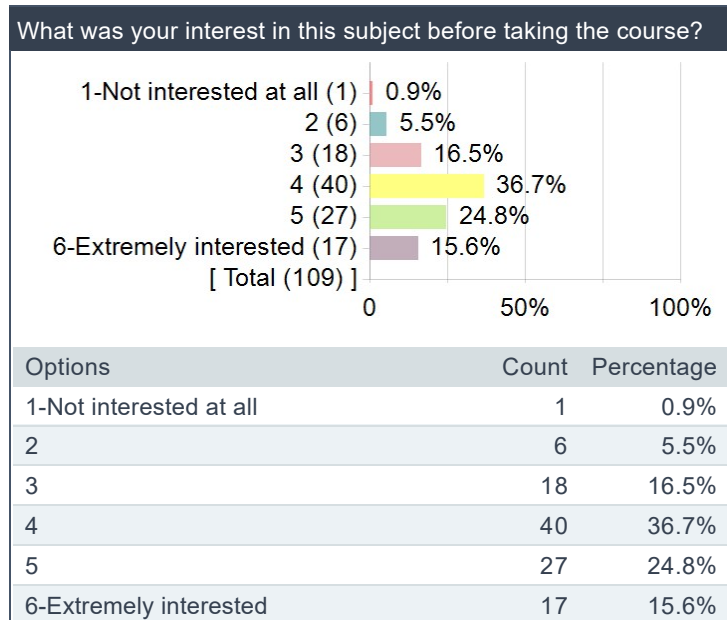
Your Class



What is your reason for taking the course? (mark all that apply)

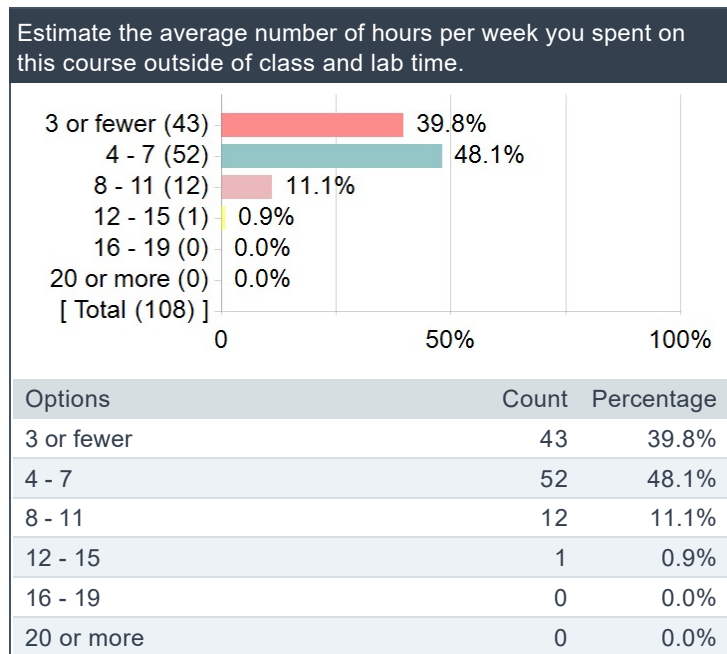


What was your interest in this subject before taking the course?



TIME-SURVEY QUESTION

Estimate the average number of hours per week you spent on this course outside of class and lab time.



TA QUESTIONS

Please rate the TA on the following criteria:

1. The TA was able to answer the students' questions adequately.				2. The TA was well prepared for each session.			
<p>1-Very Low (0) 0.0% 2 (1) 1.7% 3 (0) 0.0% 4 (1) 1.7% 5 (4) 6.9% 6-Very High (52) 89.7% [Total (58)]</p>				<p>1-Very Low (1) 1.7% 2 (0) 0.0% 3 (0) 0.0% 4 (0) 0.0% 5 (5) 8.6% 6-Very High (52) 89.7% [Total (58)]</p>			
Options	Score	Count	Percentage	Options	Score	Count	Percentage
1-Very Low	1	0	0.0%	1-Very Low	1	1	1.7%
2	2	1	1.7%	2	2	0	0.0%
3	3	0	0.0%	3	3	0	0.0%
4	4	1	1.7%	4	4	0	0.0%
5	5	4	6.9%	5	5	5	8.6%
6-Very High	6	52	89.7%	6-Very High	6	52	89.7%
Statistics	Value			Statistics	Value		
Response Count	58			Response Count	58		
Mean	5.83			Mean	5.83		
Median	6.00			Median	6.00		
Standard Deviation	0.63			Standard Deviation	0.70		
3. The TA communicated ideas in a clear manner.				4. The TA showed strong interest in teaching the course.			
<p>1-Very Low (0) 0.0% 2 (0) 0.0% 3 (1) 1.7% 4 (0) 0.0% 5 (5) 8.6% 6-Very High (52) 89.7% [Total (58)]</p>				<p>1-Very Low (0) 0.0% 2 (1) 1.7% 3 (0) 0.0% 4 (0) 0.0% 5 (6) 10.3% 6-Very High (51) 87.9% [Total (58)]</p>			
Options	Score	Count	Percentage	Options	Score	Count	Percentage
1-Very Low	1	0	0.0%	1-Very Low	1	0	0.0%
2	2	0	0.0%	2	2	1	1.7%
3	3	1	1.7%	3	3	0	0.0%
4	4	0	0.0%	4	4	0	0.0%
5	5	5	8.6%	5	5	6	10.3%
6-Very High	6	52	89.7%	6-Very High	6	51	87.9%
Statistics	Value			Statistics	Value		
Response Count	58			Response Count	58		
Mean	5.86			Mean	5.83		
Median	6.00			Median	6.00		
Standard Deviation	0.48			Standard Deviation	0.60		

OPEN-ENDED QUESTIONS

What are the primary strengths and weaknesses of the teaching assistant?

Comments
Great communicator, very committed to helping students learn.
Explained concepts very clearly.
Very understanding and explains answers thoroughly. Amazing TA!
Very knowledgeable and helpful!
He told us exactly what we needed to know and was understanding when it came to our questions during and after discussion.
very helpful and easy to approach; clear expectations were set
Responded super quickly to my emails!
Takaaki was great! He was approachable, answered all of our questions, and walked us through the discussion practice problems with proficiency.
Takaaki is very understanding and makes sure to hit on all the things students need to focus on in order to perform well in the class.
Takaaki was great and very easily understandable
Very clear and always attentive to questions.
Best TA I have ever had. Communicates the course concepts in a very understandable manner and is super nice.
Explains concepts and problems clearly, with sufficient clarifications
Takaaki was super helpful with answering questions and prepping students for the quizzes.
Explained concepts very clearly.
Very succinct
Takaaki is the best Econ TA I've had at Northwestern so far. He is always very approachable and knows how to answer questions in a simple way so that we understand. Discussions as well as office hours were always very helpful.
Explained everything really well, answered questions well.
He is very good at explaining content.
Takaaki really understood the course material and wanted to see us succeed. Great TA!
helpful, worked through problems well, always had the best interest of students
Honestly the best TA I have ever had. He is extremely good at explaining things and us always open to answering questions. He is also such a fair grader.
Can't do the economics himself, needed the answer keys. Confused us on already taught material.
One of the best econ TAs I've had! Takaaki was really good at explaining concepts and super open to help students.
Takaaki was very friendly and helpful throughout the course, always available for questions and concerns.
BEST TA I HAVE EVER HAD!!!! Was so kind and organized. He really got to know me on a personal level. Was timely and very reliable. Really outstanding job as a TA and made my experience in class complete. He really went above and beyond. Bravo!
very patient, would thoroughly answer every kid's question during discussion, even when the question might be seen as kind of silly. very clear communicator, was also very thorough in his explanations of how to solve the different problems during dicussion section. 10/10
Takaaki was a good TA who is kind and cares about students.
Good at going over questions, helpful aura around him
Very clear and fair. Also very communicative.
Takaaki was awesome at clearly explaining the practice problems and was very transparent about what to expect for exams.
Great at communicating the content. No weakness.
Explains concepts incredibly concisely and educationally; very kind TA
Amazing, nice, sympathetic, very clear instruction. Would highly recommend him as a TA.
Amazing TA, made sure to make everything easily understandable. Definitely the best TA I've ever had!
Takaaki was a great TA who prepared us very well for quizzes and exams and took time to answer any lingering questions we may have had.
Takaaki was very forgiving and personable; a great TA
kind, good at explaining, thanks!

Project Title: **Course and Teacher Evaluations CTEC Spring 2025**

Courses Audience: **25**

Responses Received: **13**

Response Ratio: **52.0%**

Report Comments

Course and Teacher Evaluations are intended solely for the use of faculty, staff and students of Northwestern University. Any reproduction, republication or redistribution of this site's content is prohibited without the express permission of Northwestern University.

For more information about CTEC Guidelines, please visit our website: <https://www.northwestern.edu/ctec/guidelines>

Creation Date: **Monday, June 23, 2025**

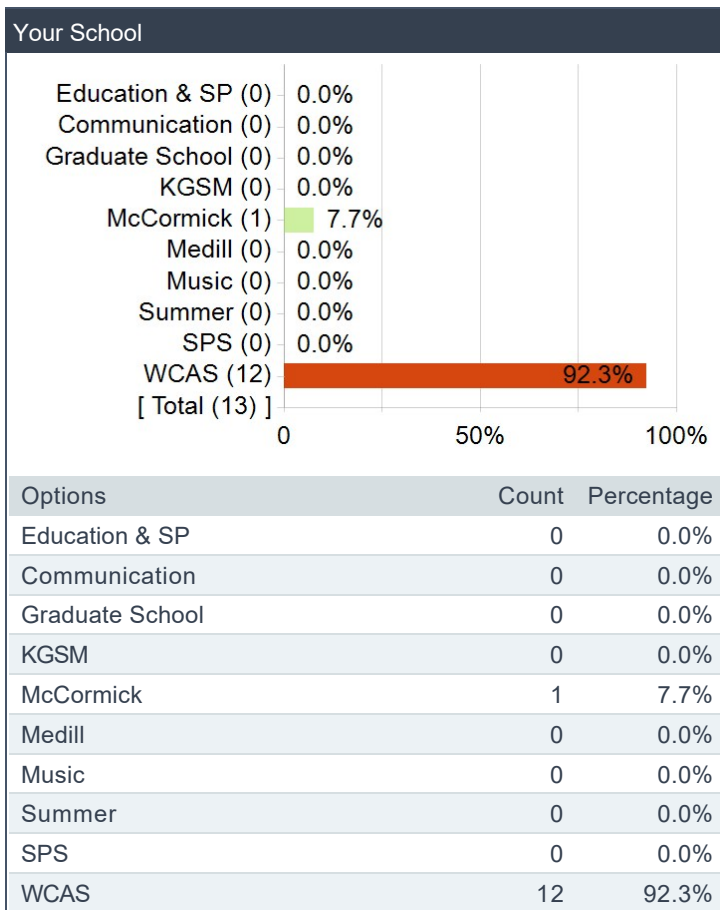
Northwestern University

Course Evaluations

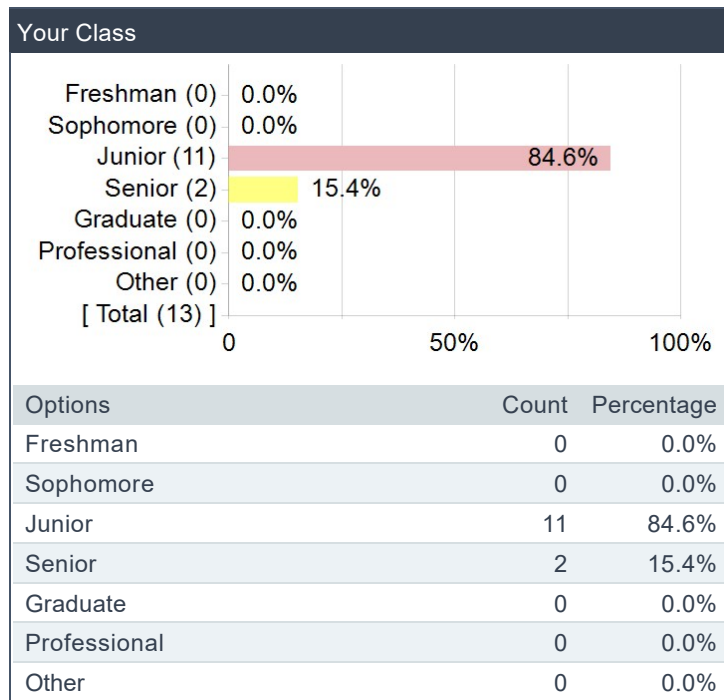
Teaching Assistant	Course
Takaaki Sagawa	ECON_360-2_20: Investments

DEMOGRAPHICS

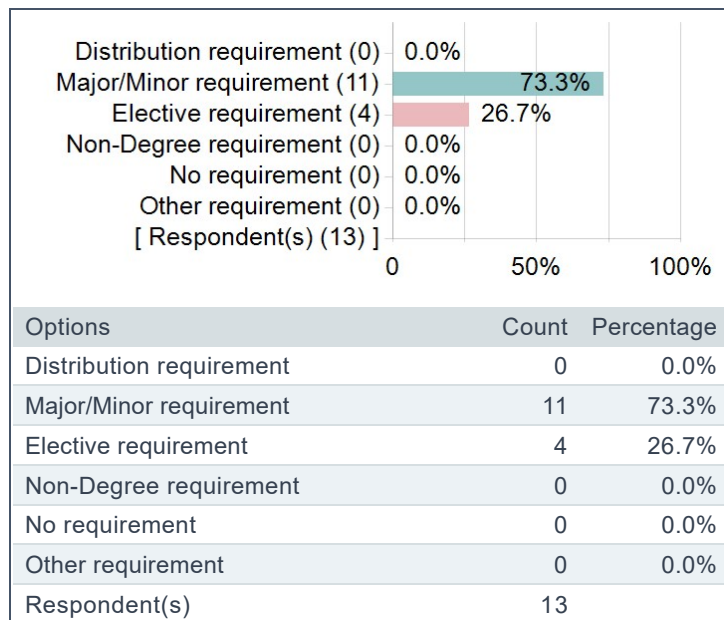
Your School



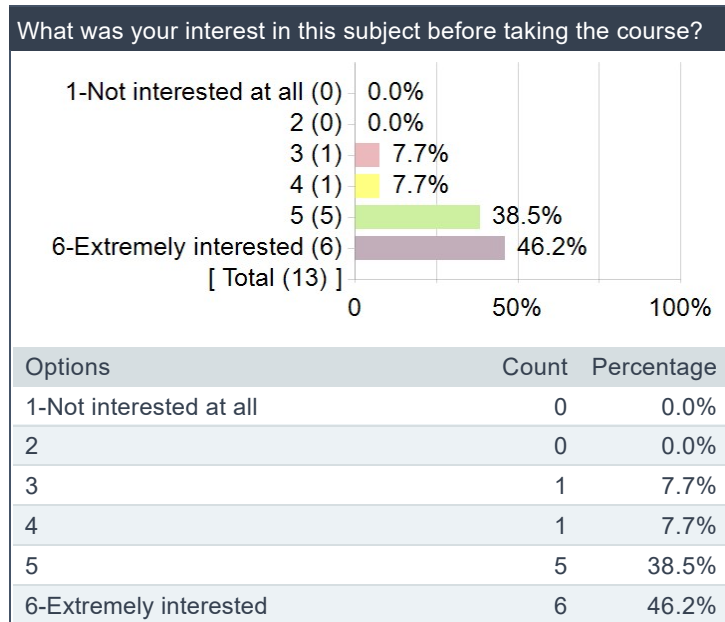
Your Class



What is your reason for taking the course? (mark all that apply)

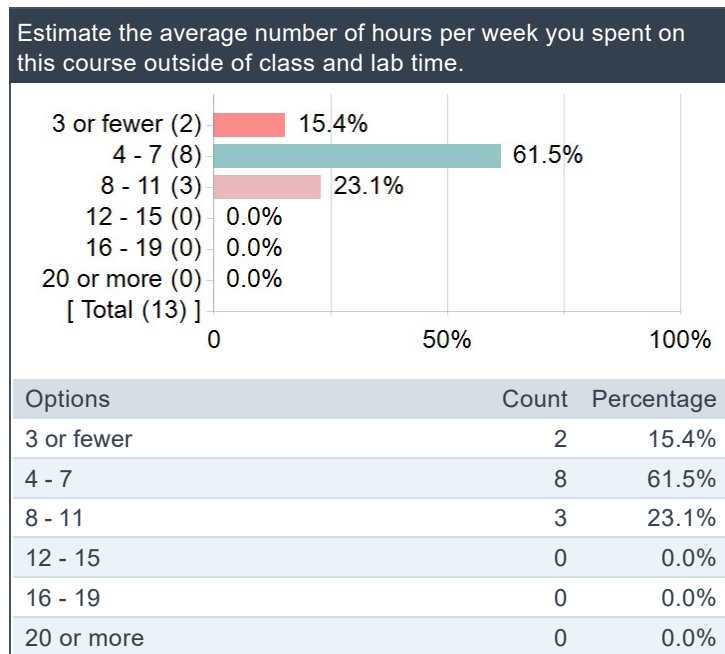


What was your interest in this subject before taking the course?



TIME-SURVEY QUESTION

Estimate the average number of hours per week you spent on this course outside of class and lab time.



TA QUESTIONS

Please rate the TA on the following criteria:

1. The TA was able to answer the students' questions adequately.					2. The TA was well prepared for each session.				
Options	Score	Count	Percentage		Options	Score	Count	Percentage	
1-Very Low	1	0	0.0%		1-Very Low	1	0	0.0%	
2	2	0	0.0%		2	2	0	0.0%	
3	3	0	0.0%		3	3	0	0.0%	
4	4	0	0.0%		4	4	0	0.0%	
5	5	4	36.4%		5	5	3	27.3%	
6-Very High	6	7	63.6%		6-Very High	6	8	72.7%	
Statistics			Value		Statistics			Value	
Response Count			11		Response Count			11	
Mean			5.64		Mean			5.73	
Median			6.00		Median			6.00	
Standard Deviation			0.50		Standard Deviation			0.47	
3. The TA communicated ideas in a clear manner.					4. The TA showed strong interest in teaching the course.				
Options	Score	Count	Percentage		Options	Score	Count	Percentage	
1-Very Low	1	0	0.0%		1-Very Low	1	0	0.0%	
2	2	0	0.0%		2	2	0	0.0%	
3	3	0	0.0%		3	3	0	0.0%	
4	4	0	0.0%		4	4	0	0.0%	
5	5	3	27.3%		5	5	4	36.4%	
6-Very High	6	8	72.7%		6-Very High	6	7	63.6%	
Statistics			Value		Statistics			Value	
Response Count			11		Response Count			11	
Mean			5.73		Mean			5.64	
Median			6.00		Median			6.00	
Standard Deviation			0.47		Standard Deviation			0.50	

OPEN-ENDED QUESTIONS

What are the primary strengths and weaknesses of the teaching assistant?

Comments
Takaaki is a GREAT TA.
I really enjoyed his discussion sections on Friday. It felt like he really got to the point and did not spend unnecessary time covering things that were not relevant. His explanations of Python were really clear and concise, which is helpful for someone like myself who only used Python a handful of times (and in a very basic manner). Sometimes he forgot to use the microphone which made it a little difficult to go back and re-watch the lecture, but in-person there were no issues.
Clearly knowledgeable dedicated and enthusiastic.

Individual Report for ECON_360-1_20: Corporate Finance (Takaaki Sagawa)

Project Title: **Course and Teacher Evaluations CTEC Fall 2025**

Courses Audience: **36**

Responses Received: **25**

Response Ratio: **69.4%**

Report Comments

Course and Teacher Evaluations are intended solely for the use of faculty, staff and students of Northwestern University. Any reproduction, republication or redistribution of this site's content is prohibited without the express permission of Northwestern University.

For more information about CTEC Guidelines, please visit our website: <https://www.northwestern.edu/ctec/guidelines>

Creation Date: **Wednesday, December 17, 2025**

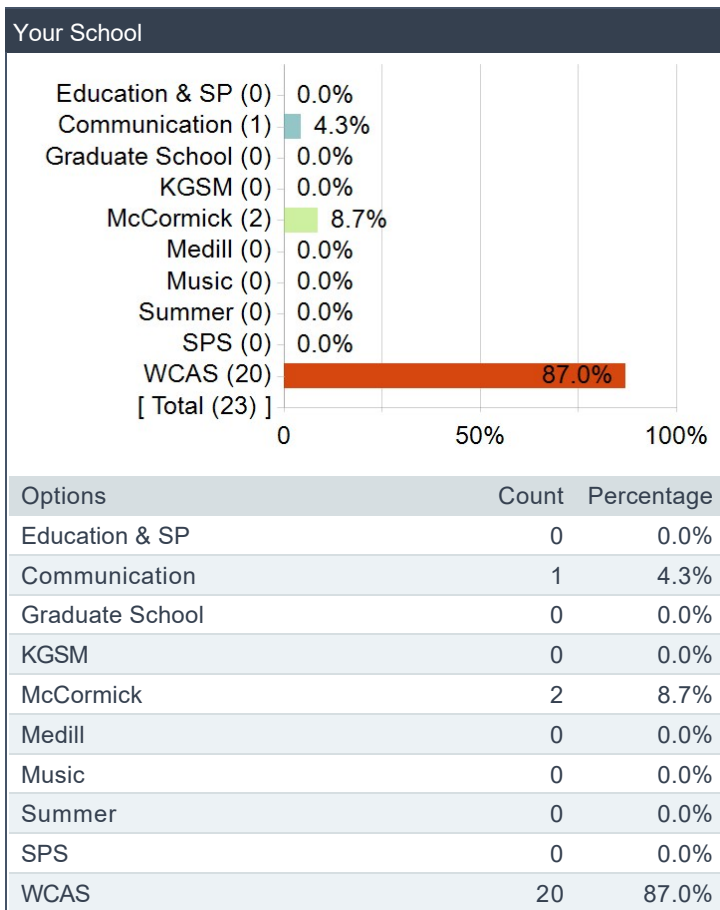
Northwestern University

Course Evaluations

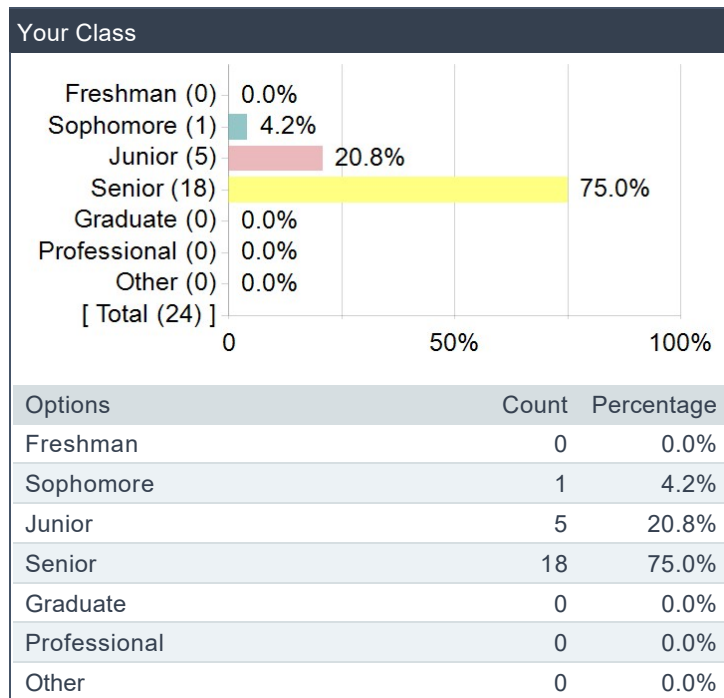
Teaching Assistant	Course
Takaaki Sagawa	ECON_360-1_20: Corporate Finance

DEMOGRAPHICS

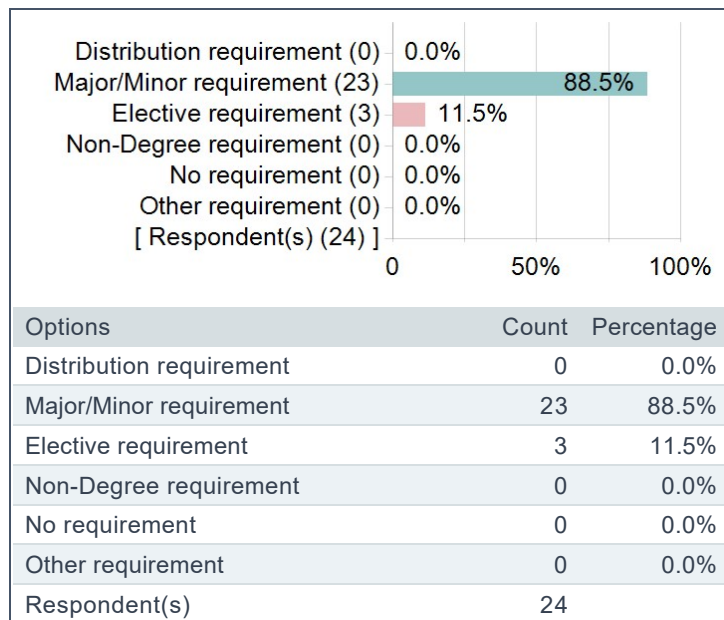
Your School



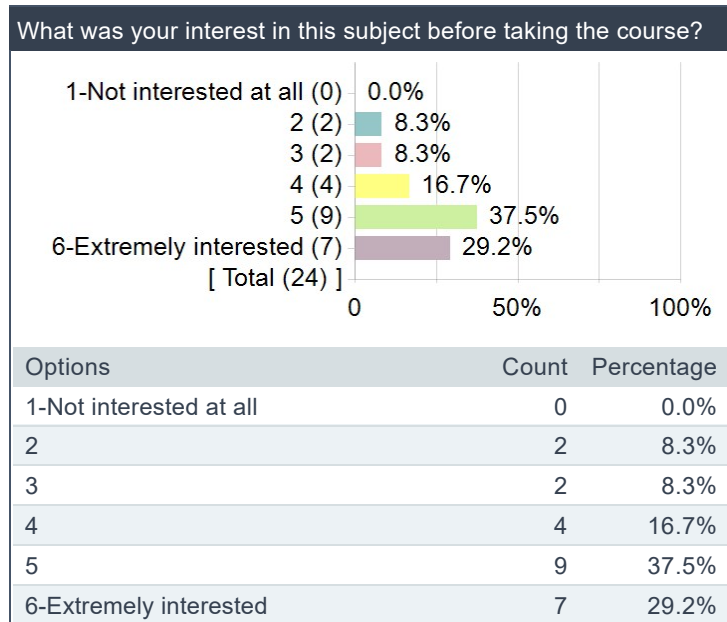
Your Class



What is your reason for taking the course? (mark all that apply)

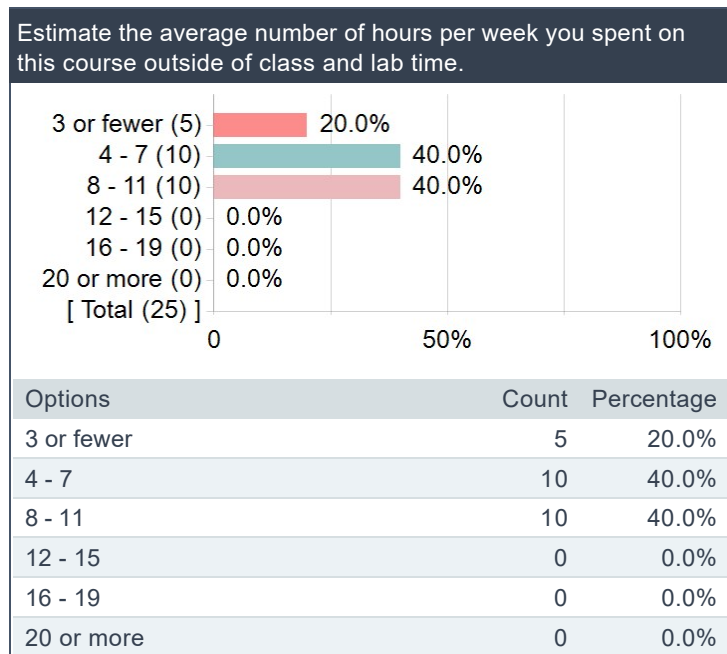


What was your interest in this subject before taking the course?



TIME-SURVEY QUESTION

Estimate the average number of hours per week you spent on this course outside of class and lab time.



TA QUESTIONS

Please rate the TA on the following criteria:

1. The TA was able to answer the students' questions adequately.					2. The TA was well prepared for each session.				
Options	Score	Count	Percentage		Options	Score	Count	Percentage	
1-Very Low	1	1	5.6%		1-Very Low	1	1	5.6%	
2	2	0	0.0%		2	2	0	0.0%	
3	3	0	0.0%		3	3	0	0.0%	
4	4	1	5.6%		4	4	0	0.0%	
5	5	0	0.0%		5	5	1	5.6%	
6-Very High	6	16	88.9%		6-Very High	6	16	88.9%	
Statistics	Value				Statistics	Value			
Response Count	18				Response Count	18			
Mean	5.61				Mean	5.67			
Median	6.00				Median	6.00			
Standard Deviation	1.24				Standard Deviation	1.19			
3. The TA communicated ideas in a clear manner.					4. The TA showed strong interest in teaching the course.				
Options	Score	Count	Percentage		Options	Score	Count	Percentage	
1-Very Low	1	1	5.6%		1-Very Low	1	1	5.6%	
2	2	0	0.0%		2	2	0	0.0%	
3	3	0	0.0%		3	3	0	0.0%	
4	4	0	0.0%		4	4	1	5.6%	
5	5	0	0.0%		5	5	0	0.0%	
6-Very High	6	17	94.4%		6-Very High	6	16	88.9%	
Statistics	Value				Statistics	Value			
Response Count	18				Response Count	18			
Mean	5.72				Mean	5.61			
Median	6.00				Median	6.00			
Standard Deviation	1.18				Standard Deviation	1.24			

OPEN-ENDED QUESTIONS

What are the primary strengths and weaknesses of the teaching assistant?

Comments
One of the best econ TA's I have had. He made himself available and was able to answer any question
Brilliant TA, very knowledgeable on the topic and answered emails promptly.
I have nothing nice to say.
Was very prepared for every session, and was a very clear and engaging lecturer. Very impressive TA sections.
very helpful and responsible TA
Takaaki was amazing! He never struggled with the content he presented us with, and clearly broke down complicated topics in class in even more complicated problems, but in a way that made sense and made the content much easier than it might initially have seemed. He was always approachable in office hours and offered amazing feedback when he graded assignments. Overall, I was blown away by Takaaki as a TA, definitely one of the best ones I have ever had.
Takaaki was great! He explains things in a very clear way. He makes sure to show everything step by step as well which was really useful.
Takaaki was honestly the best TA i've ever had during my time at Northwestern. Takaaki is a smart young man who is always prepared for class and can answer any question that any student asks. He has an innate ability to break down difficult concepts so students can understand and he has a great grasp of the concepts in Corporate Finance.
I mean he was just perfect. Nothing to complain about at all

Individual Report for ECON_362-0_20: International Finance (Takaaki Sagawa)

Project Title: **Course and Teacher Evaluations CTEC Winter 2026**

Courses Audience: **53**

Responses Received: **33**

Response Ratio: **62.3%**

Report Comments

Course and Teacher Evaluations are intended solely for the use of faculty, staff and students of Northwestern University. Any reproduction, republication or redistribution of this site's content is prohibited without the express permission of Northwestern University.

For more information about CTEC Guidelines, please visit our website: <https://www.northwestern.edu/ctec/guidelines>

Creation Date: **Wednesday, March 25, 2026**

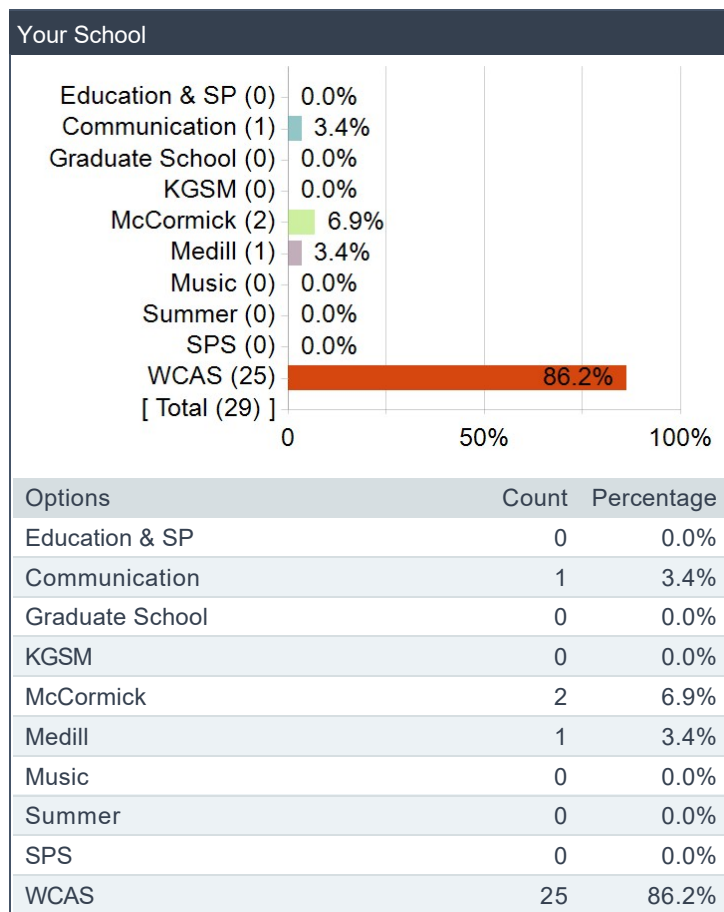
Northwestern University

Course Evaluations

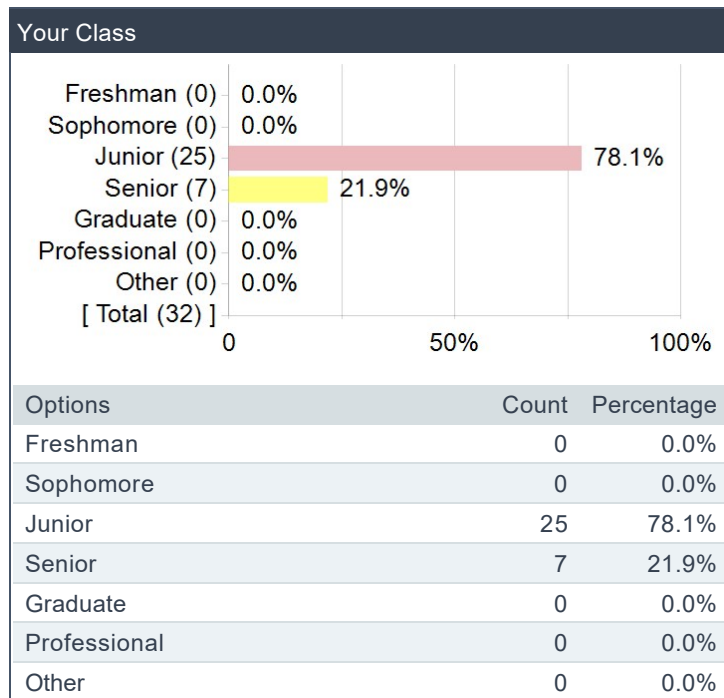
Teaching Assistant	Course
Takaaki Sagawa	ECON_362-0_20: International Finance

DEMOGRAPHICS

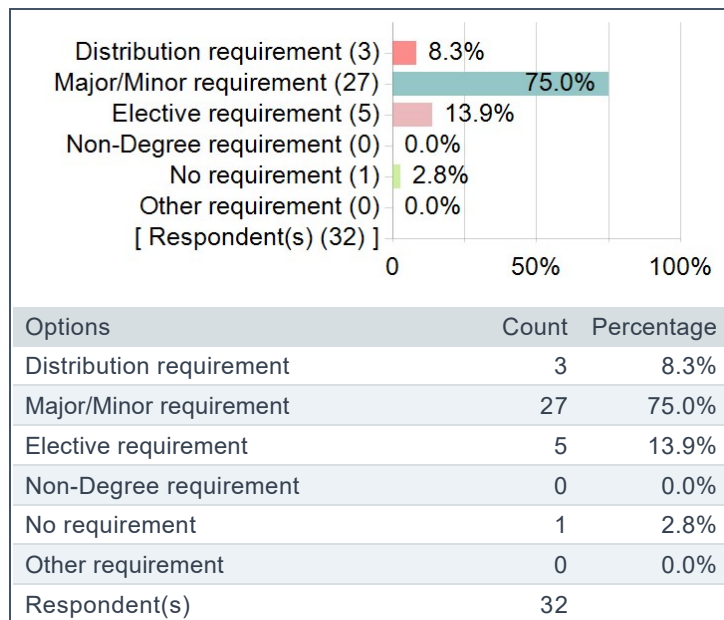
Your School



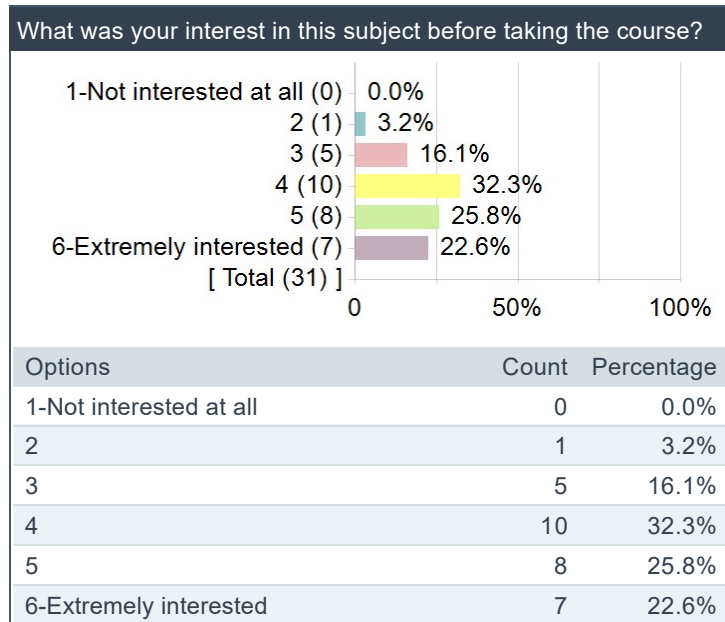
Your Class



What is your reason for taking the course? (mark all that apply)

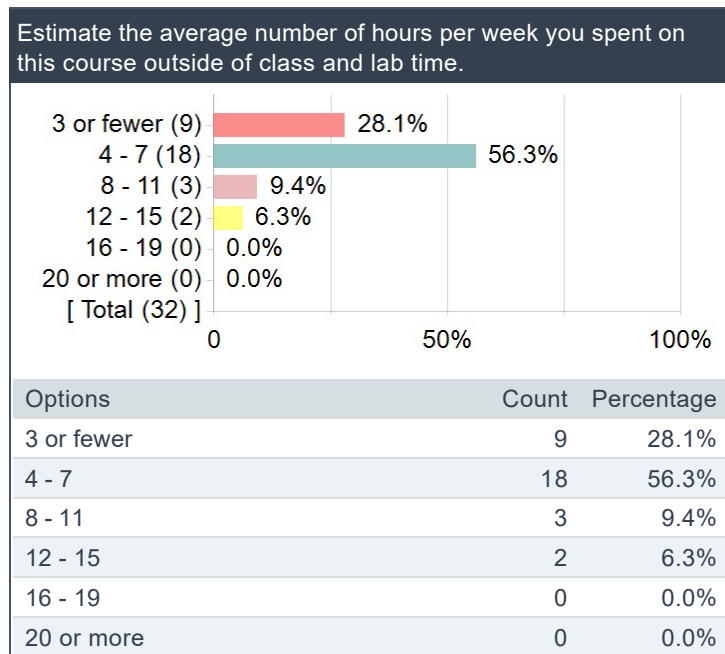


What was your interest in this subject before taking the course?



TIME-SURVEY QUESTION

Estimate the average number of hours per week you spent on this course outside of class and lab time.



TA QUESTIONS

Please rate the TA on the following criteria:

1. The TA was able to answer the students' questions adequately.				2. The TA was well prepared for each session.			
Options	Score	Count	Percentage	Options	Score	Count	Percentage
1-Very Low	1	0	0.0%	1-Very Low	1	0	0.0%
2	2	0	0.0%	2	2	0	0.0%
3	3	0	0.0%	3	3	1	3.6%
4	4	4	14.3%	4	4	1	3.6%
5	5	4	14.3%	5	5	5	17.9%
6-Very High	6	20	71.4%	6-Very High	6	21	75.0%
Statistics	Value			Statistics	Value		
Response Count	28			Response Count	28		
Mean	5.57			Mean	5.64		
Median	6.00			Median	6.00		
Standard Deviation	0.74			Standard Deviation	0.73		
3. The TA communicated ideas in a clear manner.				4. The TA showed strong interest in teaching the course.			
Options	Score	Count	Percentage	Options	Score	Count	Percentage
1-Very Low	1	0	0.0%	1-Very Low	1	0	0.0%
2	2	1	3.6%	2	2	1	3.7%
3	3	0	0.0%	3	3	0	0.0%
4	4	2	7.1%	4	4	1	3.7%
5	5	5	17.9%	5	5	6	22.2%
6-Very High	6	20	71.4%	6-Very High	6	19	70.4%
Statistics	Value			Statistics	Value		
Response Count	28			Response Count	27		
Mean	5.54			Mean	5.56		
Median	6.00			Median	6.00		
Standard Deviation	0.92			Standard Deviation	0.89		

OPEN-ENDED QUESTIONS

What are the primary strengths and weaknesses of the teaching assistant?

Comments
Takaaki was honestly great, and sometimes I thought he was better at teaching the class content than Professor Walker was. He was so good at explaining things in a simple but clear way which I really appreciated. No notes
One of the best econ TAs ive ever had, really clear explanations and wants the best for the students.
Great TA, very good at explaining complex topics. A little slow but that was helpful too.
Good and smart.
Waaaaaaayyyyyy too slow of a speaker. TA sessions could have been cut down by 30 minutes each time.
Overall really great TA – did a fantastic job at breaking down the harder concepts from lecture
Best econ TA.
Very accessible, great at understanding questions and answering thoroughly
Takaaki was super helpful and explained the material clearly.
Takaaki is a great TA. He is always available, explains concepts clearly, and is very knowledgeable. I wish him the best in his future endeavors.
Sent super nice emails. Also, I like how detailed the answer keys were for the discussion questions.